

VIRUSES, A MISINTERPRETATION

Contrary to what most people believe, there is no such thing as a disease-causing virus! Assumptions about the existence of viruses are based on misconceptions that we have historically dragged along with us, not on deliberate deception or malpractice as I myself had previously assumed. We now have new and better scientific findings that explain the origin, treatment and prevention of all kinds of diseases, not just infections.

Even phenomena such as the occurrence of symptoms in people at the same time or shortly after each other, which until now have been interpreted as the consequence of contagion through the transmission of pathogens, can be explained from a different perspective thanks to these new findings. The result is a new conception of life, which in reality can be traced back to ancient times and to the cosmic integration of all processes.

This "new", or rather rediscovered, way of looking at things could only emerge outside of "science", not least because those involved in scientific institutions do not fulfil the first and most important scientific duty, which is none other than to constantly question and doubt everything. Otherwise, they would have already discovered that erroneous interpretations have not only been building up for a long time, but have also, thanks to the "anti-scientific" processes in the years 1858, 1953 and 1954, become dogma.

The transition to a new explanation of health, illness and healing will only be possible when all therapists and scientists involved can keep their reputation intact. We have explanations, both from the historical point of view and from the new conception of biology and life, for all kinds of emotions, display of ignorance and all kinds of behaviour. This is the second piece of good news. Reversal and forgiveness are more effective when you can better understand things and learn for the future.

I know that for many people the explanation of reality that I offer in this article may be difficult to accept intellectually, particularly for those directly involved in the subject, such as doctors, virologists or those employed in the health sector in general, and especially for those affected by misdiagnosis or who have lost loved ones as a result of misdiagnosis. The dynamics of infection theories themselves, as in the case of AIDS, BSE, SARS, MERS, Corona and the various influenzas supposedly transmitted by animals, can lead to the collapse of law and order.

Therefore, I ask that all those who come to discover the facts concerning the "non-existence" of the alleged viruses, please treat the subject as systematically, objectively and unemotionally as possible.

All assumptions that claim viruses as "disease" causing agents are not correct and are based on easily recognisable, understandable and demonstrable misinterpretations. The real causes of "diseases" and of those phenomena attributed to viruses have already been investigated and are available to all. Instead of working with viruses, scientists in the laboratory work with typical components of dying cells or tissues. They believe that these cells and tissues die because they

have been infected by a virus. In reality, they die from poisoning and starvation as a consequence of the methodological conditions required by the assay.

In their assays, virologists remove the nutrient solution in which the cells and tissues are preserved and poison them with toxic antibiotics and then expose them to blood, saliva or other body fluids they assume to be infected. They believe that the subsequent death of cells and tissues is caused by the viruses which they assume to be in the fluids, but in reality their death occurs whether they add any supposed "infected" material or not. The virologists have simply not realised this!

According to scientific logic, control tests should have been carried out with this newly discovered method for the alleged multiplication of viruses, in order to rule out that it was the method itself that generated or distorted the results. In these control tests, sterile substances or healthy human or animal tissues should have been added to the dying cells and tissues under investigation.

Such control tests have never been carried out in this "science" to this day! In the context of the measles virus trial, I commissioned an independent laboratory to carry out these control tests, with the result that the tissues and cells died in the same way as they would have if they had come into contact with supposedly infected material. The purpose of the control tests is to rule out that the method or technique used is the one that generated the result. Control testing is the ultimate obligation and the exclusive basis on which a result can be considered scientific. As we will see below, during the measles virus trial, the expert chosen by the jury found that the scientific publications on which the entire virology is based do not contain any type of control test. This leads to the conclusion that the scientists involved are acting in a very unscientific manner without realising it.

The explanation for this way of proceeding, which is incompatible with any scientific aspirations, has a historical starting point. In June 1954, a contradictory and unscientific speculation was published, according to which the death of cells and tissues in a test tube was regarded as a possible indication of the presence of a virus.

Six months later, on 10-12-1954, the author of this deliberation was awarded the Nobel Prize in medicine for a different and equally speculative topic.

Due to this award, the speculation of June 1954 was elevated to the status of scientific fact and has remained unchallenged to this day.

SINCE THEN, THE DEATH OF CELLS AND TISSUES IN A TEST TUBE IS REGARDED AS PROOF OF THE EXISTENCE OF VIRUSES.

APPARENT INDICATIONS OF THE EXISTENCE OF VIRUSES

That is not all. The death of tissues/cells is also described as virus isolation. They claim this because (allegedly) material from an external organism has been introduced into the laboratory sample; however, in the strict sense of the word isolation, a virus has never been isolated, never been depicted as a whole and never been biochemically characterised. Electron microscope pictures simply depict normal dying cell and tissue components.

Those involved believe that dying tissues and cells are completely transformed into viruses, as such their death is also described as virus multiplication. The discoverer of this method published

an article of faith, which (thanks to his Nobel Prize) became the standard, and virologists believe in it rather than conducting scientific control experiments. This will be expanded on later.

This unpurified mixture, consisting of dying cells and tissues from monkeys or cow foetuses and cell toxic antibiotics, is labelled as a "live attenuated" vaccine suitable for use, as it apparently contains weakened viruses. The death of tissue and cells from starvation and poisoning rather than from an alleged "infection" was and still is misinterpreted as proof of the existence of the viruses, as well as proof of their isolation or multiplication.

Thus, the resulting toxic mixture, considered as a "live attenuated" vaccine, contains proteins and nucleic acid (DNA, RNA) foreign to the human body, cytotoxic antibiotics, as well as microbes and spores of all kinds. The vaccine is administered to children in the shoulder in a quantity that, if injected into a vein, could certainly cause death.

Only in cases of complete ignorance and blind trust in the state authorities who "test" and authorise the vaccines, can anyone describe them as a "small, harmless" jab. These demonstrable facts prove the dangerousness and negligence of those scientists and politicians who claim that vaccines are safe, that they do not cause side effects and that they prevent "diseases". None of this is true or corroborated, on the contrary, when looking at the subject closely from a scientific perspective, no usefulness can be found, only acknowledgements about the lack of evidence for their usefulness.

From the constituents of dead cells and tissues, specific components are extracted which are erroneously interpreted as viruses and conceptually added to a virus model. In the entirety of the "scientific" literature, a real and complete virus never appears.



As control experiments are missing there is only hypothetical conceptual, not material or scientific, evidence for the existence of viruses.

Gráfico 1:

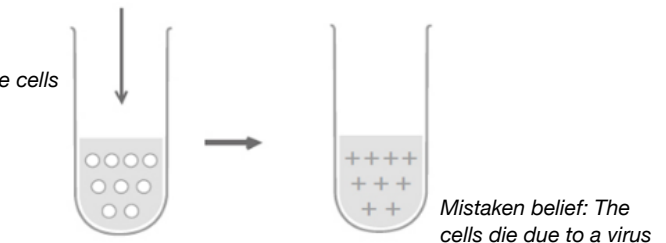
Faltan pruebas de control, por tanto, se pasa por alto que sólo hay una evidencia hipotética y conceptual, y no material ni científica, de la existencia de los virus.

Injection with blood and saliva of sick people

Inyección con sangre y saliva de personas enfermas

Cells die of starvation and poisoning

Las células mueren de inanición y envenenamiento.



"Experimento de infección"

'Infection experiment'

Mistaken belief: The cells die due to a virus

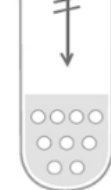
Creencia errónea: Las células mueren a causa de un virus

No hay infección

Las células mueren de inanición y envenenamiento.

No infection

Cells die of starvation and poisoning



"Prueba de control"

Hasta hoy ni la medicina ni la "ciencia" han llevado a cabo experimentos de control

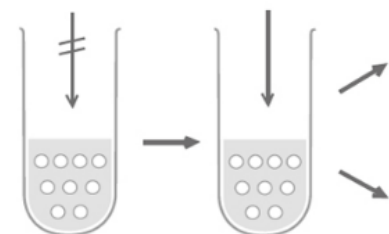
Realidad: Las células mueren de inanición y envenenamiento.

Reality: Cells die of starvation and poisoning

Discontinuation of nutrient supply

Interrupción de la alimentación

Antibióticos venenosos que matan a las células



Cells are starved so that they 'take up viruses' more easily

Las células deben estar "hambrientas" para que tomen los virus más fácilmente.

Los antibióticos deben descartar que la muerte esperada de las células sea causada por bacterias.

The use of antibiotics rule out that the expected cell death is caused by bacteria

'Control experiment'. To date, neither medicine nor science has carried out control experiments.

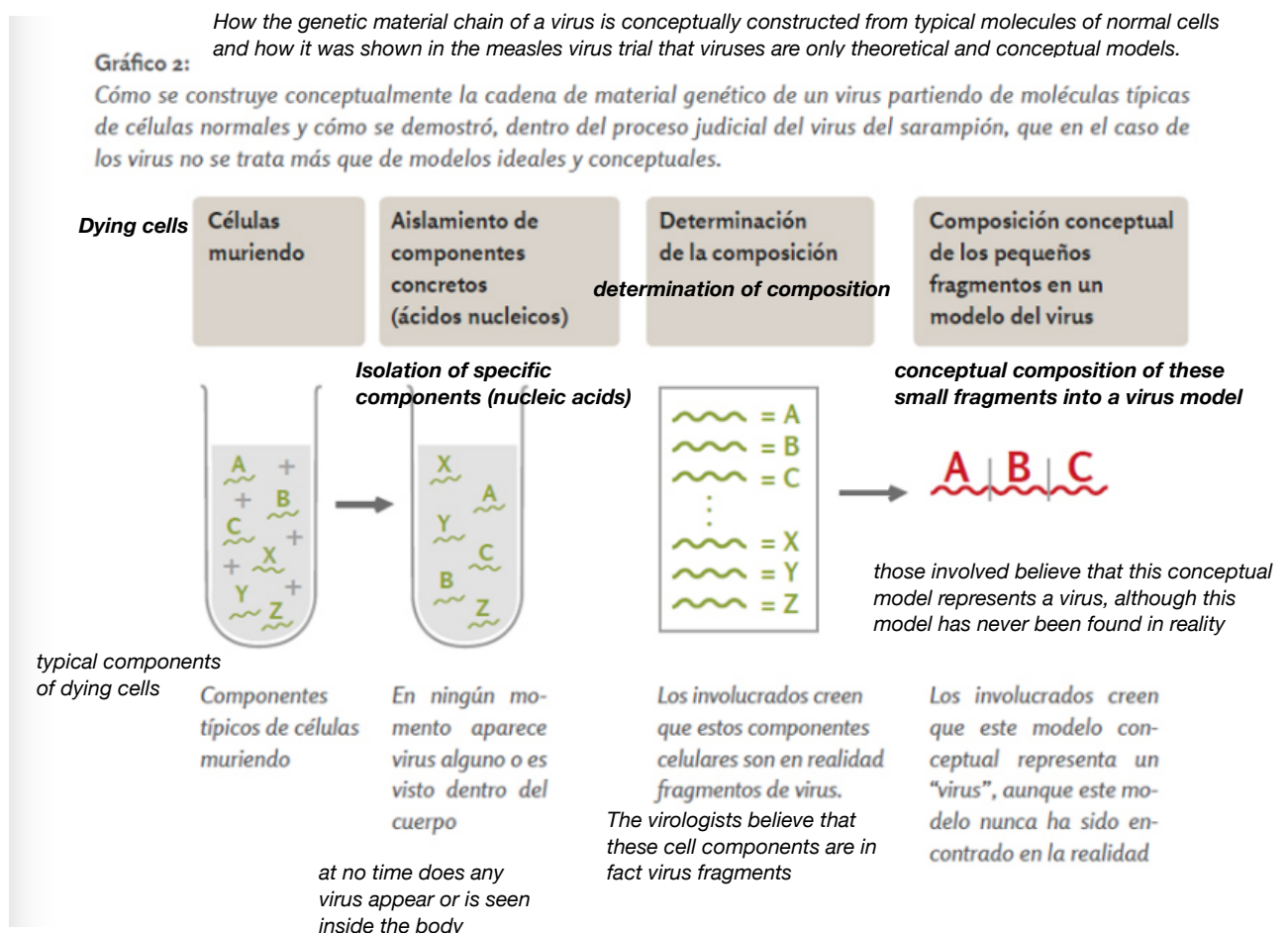
The process of building a consensus as to what is and what is not a virus engaged those involved in arduous debates that took decades in the case of the measles virus. In the case of the putative Coronavirus-2019 from China (renamed in the meantime to 2019-nCoV), this process took only a couple of mouse clicks.

On the basis of the molecular sequence of small nucleic acid fragments from dead cells and tissues, the biochemical composition of which is decided in advance, a couple of mouse clicks and a computer programme can be used to construct according to requirements, a much longer and theoretically complete genetic material of an old or new virus. In reality, these manipulations, called "alignment", do not result in a "complete" genetic material of a virus, which is called a genome.

During this process of conceptual construction of the "chain of viral genetic material", sequences that do not fit are "polished" and missing sequences are completed theoretically. In this way, a "sequence of hereditary material" is invented that neither exists, nor is it found as a whole, nor has it been verified.

In short: from small pieces, previously arranged in a model of a chain of viral genetic material, a larger piece is conceptually constructed that does not actually exist; as we saw in the "mental" construction of the measles virus chain of genetic material, half of the molecular sequences that should represent a virus are missing from the fragments of cellular molecules. These are either artificially generated biochemically or freely invented.

Those Chinese scientists who claim that the genome of China's new Corona 2019 virus has been constructed using certain nucleic acids, mostly from venomous snakes, are, like all of us, victims of a global misdevelopment. The more strands of "viral" genetic material that are invented, the more similarities "match" everything that is out there.



THIS MISUNDERSTANDING HAS AN EXPLANATION. MUCH OF ACADEMIC SCIENCE WORKS LIKE THIS: A THEORY IS INVENTED, ONE WORKS WITH THAT THEORY, IT IS CALLED SCIENCE AND IT IS ASSUMED THAT WORKING WITH IT REFLECTS REALITY. THE REALITY IS THAT IT ONLY REFLECTS THAT ORIGINAL ASSUMPTION.

VIRUS TESTING

In the absence of control tests, those involved have not yet realised that "virus" tests always detect a certain number of people as "positive", depending on how sensitive the test procedure is set up. To test for the supposed virus, a template is used which does not actually come from any "virus", but from foetal tissues, cells and serum (blood without solid components) mainly from animals such as monkeys and cows.

Since these animals and humans are biochemically very similar, it is clear that the components, which are wrongly interpreted as "viruses" will be detected in all humans by the virus test procedure. Some "viruses" and their respective vaccines originate from aborted human fetuses. It is obvious that on the one hand, the tests detect molecules present in any human being; on the other hand, vaccines can trigger very dangerous allergic reactions which are defined as "autoimmune diseases". The use of foetal serum, considered as liquid tissue, greatly slows down the death of cells and tissues under study, to such an extent that without its use it would be difficult to carry out the experiments. Only the use of foetal serum can be used to scientists (neither serum from adult living beings nor any other synthetic product is equivalent) and this is not only highly contaminated, but also obtained in the cruelest possible way from animal fetuses and their mothers, without any anaesthesia whatsoever.

It contains all known types of microbes, their spores and an unknown amount of proteins. From this foetal serum (as well as from monkey kidney tissues) are obtained the components which conceptually form the virus model, which does not exist in reality and which the entire "scientific" literature has never been able to prove as a complete "virus". These substances are the basis of vaccines, making it understandable why especially vaccinated people are more likely to test "positive" in all virus "tests" they undergo. The tests only check for the presence of the animal components of the alleged "viruses", such as animal proteins and nucleic acids that are often identical or similar to proteins and nucleic acids present in humans. Viral tests, therefore, do not test for anything specific and in any case not for the presence of a "virus", so they have no validity. On the contrary, as seen in the case of Ebola or HIV, they cause the person to experience a paralysing shock, which in itself can lead to death or to a more or less wrong and fatal treatment.

It is important to mention here that all tests for the detection of a virus never say "yes" or "no", but are set up in such a way that they are assessed as 'positive' once they reach a certain concentration. In this way, many, few, none or all people will arbitrarily test positive depending on how the test is configured. The extent of this scientific illusion becomes clear as soon as "normal" symptoms are described as AIDS, BSE, influenza, SARS, measles, covid only when a "positive" test result is presented.

CRITICAL DETAILS

Until 1952, virologists believed that a virus was a protein or a toxic enzyme, directly poisonous and somehow multiplying inside the human body and spreading between humans and animals.

Medicine and science discarded this idea in 1951, because the alleged viruses were never visible under the electron microscope and, above all, because control tests were carried out. It was thus recognised that even in the decomposition of organs and tissues of healthy animals, the same waste products were generated that had previously been labelled as "viruses". Virology had contradicted itself and given up.

The wife of Francis Crick, later Nobel laureate, drew a double helix in 1953 and published it in the famous scientific journal Nature as an alleged scientific model of a genetic material, which triggered a general excitement and expectation, and gave rise to so-called molecular genetics. The causes of "diseases" were from now on sought in genes.

THE IDEA OF WHAT A VIRUS WAS CHANGED OVERNIGHT: IT WAS NO LONGER A TOXIN, BUT A DANGEROUS GENETIC SEQUENCE, A HEREDITARY MATERIAL, A DANGEROUS CHAIN OF VIRAL GENETIC MATERIAL.

It was young chemists who founded the new gene virology, who had no idea of biology or medicine, but had unlimited resources for research. They themselves did not know that the old virology had given up.

More than 2,000 years ago Jesus said: "forgive them, for they know not what they do". In 1995 we posed the validity question and published the answers, and we can add: because they cannot admit that what they have learned and practised is not true, even more, that it is dangerous to health.

TO DATE, NO ONE HAS HAD THE VISION OR THE COURAGE TO TELL THE TRUTH, AND ALL SORTS OF UNSCIENTIFIC CONCEPTS ABOUT THE "IMMUNE SYSTEM" OR "EPIGENETICS" HAVE BEEN DEVELOPED TO SUPPORT INVENTED THEORIES THAT ARE OUT OF TOUCH WITH REALITY.

In 1858, Virchow's theory of cells and "disease" caused by a poison (lat. Virus) was elevated to the rank of dogma and from it, by forced logic, the idea of an undefined virus was derived for the first time. This was followed by the idea of bacteria as the cause of "disease", then the idea of bacterial toxins, then the idea of the virus-toxin, until this theory was abandoned in 1952.

From 1953, the virus-gene idea was developed from Virchow's original idea of the "disease-causing" poison and served as the basis for the elaboration of the theory of "cancer genes". The "war on cancer" was founded during the Nixon era and later the idea of the gene capable of anything. All ideas about genes were completely contradicted in the year 2000, when the Human Genome Project was published with inconsistent data and the ridiculous claim that the entire human genome had been deciphered, even though more than half of it had to be invented.

THE MISNAMED BACTERIAL PHAGES

So-called bacteriophages or phages were the model for the idea (developed in 1953) of the virus-gene in the human body, animals and plants. Their existence had been known since 1915, but it was not until the introduction of the electron microscope in 1938 that it was possible to photograph these phages, isolate them completely as particles, determine and biochemically characterise all their components. Isolation, which involves concentrating the particles and separating them from all other components and then photographing them in isolation and

characterising these isolated particles chemically, has never been done for the supposed viruses that affect humans, animals and plants simply because they do not exist.

Bacterial and phage researchers, on the other hand, who do work with real structures, are the ones who provide the model of what viruses might look like. These "phage specialists" have overlooked in their characterisation of these phages as bacteria-eaters that the phenomenon of the creation of these particles is nothing more than an extreme effect of inbreeding bacteria in the laboratory. This effect, the formation and release of phages (bacteria-eating, aka bacterial viruses), is not found in authentic bacteria recently obtained from organisms or the environment. Uncultured bacteria transform into what are known as survival forms, spores, when nutrient solutions are slowly withdrawn from these bacteria or living conditions become impossible. This spore form allows them to survive for a long time, even infinitively, so that once the necessary survival conditions return, new bacteria will automatically re-emerge from these spores. However, when these bacteria are isolated and then repeatedly multiplied, they gradually lose all their qualities and capabilities. Many of them die during the inbreeding process and are abruptly transformed into small particles which, within the concept of good and evil, are wrongly interpreted as bacteriophages.

In reality, these bacteria are made up of "phages" and convert back into these life forms when survival conditions are not ideal. Günther Enderlein (1872-1968) described this process of generating bacteria from invisible structures, as well as their evolution into more complex forms and their return to the previous stage. On these grounds he rejected the cell theory, according to which life comes from cells and is cellularly organised.

As a young student myself, I isolated one of these "phages" found in a seaweed and at the time believed I had discovered the first "harmless" virus, the first "virus-host system".

The concept that bacteria are organisms that can live autonomously without other living things is not correct. In isolation, they die automatically after a certain period of time. Those involved have not realised that after the successful "isolation" of a bacterium a part of the sample is frozen and worked on for decades.

THE CONCEPT OF THE BACTERIUM, THE IDEA THAT IT CAN BE AN AUTONOMOUS LIVING ORGANISM, IS A LABORATORY ARTEFACT, IS A MISINTERPRETATION.

The resulting assumption that bacteria do not die is also incorrect. Bacteria are immortal only when they are in symbiosis with many other bacteria, fungi and possibly many other unknown or barely characterisable life forms, such as amoebae. Amoebae, bacteria and fungi create spores as soon as living conditions are no longer optimal and "wake up" as soon as optimal levels return. A comparison with the human being leads to the same conclusion: without a living environment within which one can live, we cannot exist.

This goes further. Not only the aforementioned theory collapses under its own weight, but also the idea and the assumption of the seemingly proven fact of a dead matter. The observations and assumptions of an "active" (as physicists call it) and animated "matter" are dismissed as anti-scientific vitalism; however, there are indications that all elements, to which the "prevailing opinion" of "science" does not grant any vital force, develop from the original substance of life: the membrane substance of water. From the elements originate nucleic acids and around them biological life in the form of amoebas, bacteria, tardigrades, and other increasingly complex forms.

There are two pieces of knowledge that underpin this approach. The first one can be seen in oneself and in others, namely that biological life in the form of our body is a materialisation of units of consciousness.

The concrete interactions and changes of our organs and psyche, caused by information shocks, such as for example a hurtful word, are understandable and corroborated in oneself and in others and allow for a certain predictability.

This fulfils the three criteria of scientific characterisation. This knowledge and understanding of interrelationships frees us from the fear-filled good-bad dualistic mentality and the resulting behavioural patterns.

With this enlightening understanding the phenomena of "illness", "healing", crises in "healing processes", blockages in such healings and the phenomena of the succession of "illnesses", aka "contagions" in the old way of thinking are explained. Virus, it's time for you to go!

The nightmare of the materialistic scientists seems to have come true: matter, apparently inanimate, is animate and vital. Vitalism, according to which there is a vital force inherent in everything, was opposed by the post-Socratic Greek philosophers, Democritus and Epicurus, and by the Enlightenment, which explicitly referred to these philosophers and legitimised them. The explicit rationale was to avoid a repetition of the abuse of faith that had occurred throughout history.

So far so good. However, the enlightened ones overlooked the fact that by denying and dismissing consciousness, the spirit and their areas of influence as unquantifiable, they themselves unintentionally became destroyers of life and mortal enemies of mankind. They adapted into their materialistic worldview, point by point, all the historical interpretations of the dualism of good and evil, characteristic of philosophers, religions and state theorists.

These interpretations of good and evil, discovered and described by Silvio Gesell (in the field of medicine) and by Ivan Illich (in general), are constantly augmented by motives of economic profit, with fatal consequences. Our monetary system, with its inherent imposition of constant and increasing growth, generates cyclical catastrophes and leads to ever more powerful winners and simultaneously increasing poverty and misery.

Those involved, who are unaware of the stubborn and mathematical mechanisms inherent in the monetary system, interpret this as the existence of an independent principle of evil. People on the winning side understand their inevitably generated gains as divine grace or choice. This was not only the basis of Manichaeism (Mani = founder of the religion, his followers = Manichaeans), but also was and is the driving force behind the dangerous aspects and repercussions of industrialisation, as Max Weber and others already detected.

Viruses, A Misinterpretation - Dr Stefan Lanka (in translation from German, to Spanish to English)